



International Telephone Input for Magento®2

Thank you for purchasing our extension! If you have any questions - feel free to email us magery.themes@gmail.com

Overview

This module integrates the [International Telephone Input](#) JavaScript plugin with Magento 2. It shows country flags for telephone inputs and provides other useful features such as validation, country detection, etc.

Please note, that this module works with the **full international phone number format** only (national mode option is not applicable).

Applicable areas

This extension covers all standard Magento areas containing telephone inputs.


Community Edition:


- Customer Account: Address Book
- Contact form
- Checkout: billing and shipping address forms
- Shipping to Multiple Addresses

Enterprise Edition:

- Gift Registry form
- B2B (Enterprise Edition version):
 - Company Registration form
 - Company Profile
 - Company Structure
 - Company Users
 - Negotiable quote - add new address form (My Quotes section)
- Customer and Customer Address attributes
 - Customer Registration form
 - Customer Account Edit form
 - Customer Address Registration
 - Customer Account Address

Customer address edit form:



Search entire store here... 

What's New Women Men Gear Training Sale

My Account

My Orders

My Downloadable Products

My Wish List

Address Book

Account Information

Stored Payment Methods

My Product Reviews

Newsletter Subscriptions

Compare Products

You have no items to compare.

My Wish List

Edit Address


Contact Information

First Name *

Last Name *

Company

Phone Number *

 +9710501114456

Address

Street Address *


Country *

United Arab Emirates

State/Province

City *

Checkout address:



Shipping Address

John Doe
test
Abu Dhabi, 00000
United Arab Emirates
+9710501114456

+ New Address

Shipping Methods

\$5.00

Fixed

Shipping Address

Country *

United States


State/Province *

Please select a region, state or province.

City *

Zip/Postal Code *

Phone Number *

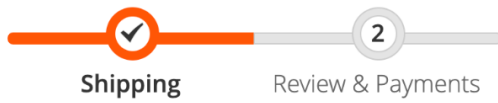
 +30

☒ Save in address book

Cancel

Ship Here

Guest checkout:



Shipping Address

Email Address *



You can create an account after checkout.

First Name *

Last Name *

Company

Street Address *

Country *

State/Province *

City *

Zip/Postal Code *

Phone Number *



Order

1 Item

Shipping Methods

Multishipping:



Create Shipping Address

Contact Information

First Name *

John

Last Name *

Doe

Company

Phone Number *

+380 50 123 4567

Address

Street Address *

Country *

United States

State/Province *


Please select a region, state or province.

City *

Zip/Postal Code *

Contacts form:



Search entire store here...  

What's New Women ▾ Men ▾ Gear ▾ Training ▾ Sale

Contact Us

We love hearing from you, our Luma customers. Please contact us about anything at all. Your latest passion, unique health experience or request for a specific product. We'll do everything we can to make your Luma experience unforgettable every time. Reach us however you like

Phone

1-800-403-8838

Call the Luma Helpline for concerns, product questions, or anything else. We're here for you 24 hours a day - 365 days a year.

Apparel Design Inquiries

Are you an independent clothing designer? Feature your products on the Luma website! Please direct all inquiries via email to: cs@luma.com

Press Inquiries

Please direct all media inquiries via email to: pr@luma.com

Write Us

Drop us a note and we'll get back to you as quickly as possible.

Name *

Email *

Phone Number


+40 712 034 567

What's on your mind? *

Submit


Validation:

Phone Number *

 222222

Invalid country code

Phone Number *

 +3133333333

Invalid number

Configuration:

GENERAL ▾	General	⌵
CATALOG ▾		
SECURITY ▾		
CUSTOMERS ▴		
Login as Customer		
Newsletter		
Customer Configuration		
Wish List		
Promotions		
Persistent Shopping Cart		
International Telephone Input		

Enabled <small>[store view]</small>	Yes ▾	<input type="checkbox"/> Use system value
Allow Dropdown <small>[store view]</small>	Yes ▾	<input checked="" type="checkbox"/> Use system value
Custom CSS Container <small>[store view]</small>		<input checked="" type="checkbox"/> Use system value
Use Utils Script <small>[store view]</small>	Yes ▾	<input checked="" type="checkbox"/> Use system value
	Provides additional options: auto-formatting and displays an example telephone number for selected country	
Enable Validation <small>[store view]</small>	Yes ▾	<input checked="" type="checkbox"/> Use system value
	Enable validation based on Google's libphonenumber library	

Country Settings	⌵
-------------------------	---

Advanced	⌵
-----------------	---

GENERAL

CATALOG

SECURITY

CUSTOMERS

SALES

YOTPO

DOTDIGITAL

SERVICES

ADVANCED

Login as Customer

Newsletter

Customer Configuration

Wish List

Promotions

Persistent Shopping Cart

International Telephone Input

SALES

YOTPO

DOTDIGITAL

SERVICES

ADVANCED

General

Country Settings

Allowed Countries

Afghanistan

Åland Islands

Albania

Algeria

American Samoa

Andorra

Angola

Anguilla

Antarctica

Antigua & Barbuda

Use system value

Initial Country Mode

None

Use system value

- None* - the first available country will be selected
- Auto* - detects the customer's country using IP geolocation lookup
- Configured* - allows specifying one country that will be selected by default

Preferred Countries

Afghanistan

Åland Islands

Albania

Algeria

American Samoa

Andorra

Angola

Anguilla

Antarctica

Antigua & Barbuda

Use system value

These countries will appear at the top of the list

SECURITY

CUSTOMERS

SALES

YOTPO

DOTDIGITAL

SERVICES

ADVANCED

Login as Customer

Newsletter

Customer Configuration

Wish List

Promotions

Persistent Shopping Cart

International Telephone Input

SALES

YOTPO

DOTDIGITAL

SERVICES

ADVANCED

Advanced

Custom Input IDs

Use system value

Comma-separated list of custom text input IDs

Applies to the following pages:

- Customer Registration
- Customer Account Edit
- Customer Address Registration
- Customer Account Address

Installation

1. Copy contents of the src directory to the root directory of your Magento installation.
2. Run these commands to enable the module:

```
php bin/magento module:enable Magery_IntlTelInput
```

```
php bin/magento setup:upgrade
```

Enterprise Edition module installation

There is an additional module available for Enterprise/Cloud editions:

Magery_IntlTelInputEe

It can be installed using this commands:

```
php bin/magento module:enable Magery_IntlTelInputEe
php bin/magento setup:upgrade
```

Configuration

Module configuration can be found in admin:

Stores → *Configuration* → *Customers* → *International Telephone Input*

Configuration options:

General

Enabled	Enables module
Allow Dropdown	Display the country dial code next to the selected flag so it's not part of the typed number.
Custom CSS Container	Additional classes to add to the parent div.
Separate Dial Code	Display the country dial code next to the selected flag so it's not part of the typed number.
Use Utils Script	Enables formatting and shows telephone number placeholder (example format for the selected country).
Enable Validation	Enables validation provided by Google's libphonenumber library.

Country Settings

Allowed Countries	List of the countries included in the dropdown.
Initial Country Mode	<p>Allows selecting the initial country.</p> <p>Available options:</p> <ul style="list-style-type: none">• None - the first available country will be selected• Auto - detects the customer's country using IP geolocation lookup• Configured - allows specifying one country that will be selected by default• Initial Country Configured Default selected country (if "Initial Country Mode" option is set to "Configured")
Preferred Countries	Specify the countries to appear at the top of the list.

Advanced

Custom Input IDs	<p>This option gives the ability to initialize the plugin for custom fields. Comma-separated list of custom text input IDs.</p> <p>Applies to the following pages:</p> <ul style="list-style-type: none">• Customer Registration• Customer Account Edit• Customer Address Registration• Customer Account Address
------------------	---

JavaScript plugin information

This module uses the [International Telephone Input](#) plugin.

Plugin demo: <https://intl-tel-input.com/>